

DX152

(DR152 with Explosionproof Grinder Pumps)

Description

The E/One model DX explosionproof grinder pump is engineered to meet the stringent Factory Mutual™ explosionproof equipment standards for use in locations classified as Class I, Division 1, Group D (approval standard 3615). The DX152 is a 150-gallon capacity grinder pump station that contains two explosionproof grinder pumps. Note: Only the pumps are listed by FM for explosionproof equipment.

General Features

The DX152 comes complete with a self-contained level control system, eliminating troublesome float switches. The pumps use the same level control system as the model DR152, the “wireless” pump model that uses radio frequency identification (RFID) technology to communicate between the level controls and the motor controls. The grinder pumps are automatically activated and run infrequently for very short periods.

The internal check valve assemblies, located in the grinder pumps, are custom-designed for non-clog, trouble-free operation.

- 150 gallons (568 liters) of capacity; polyethylene tank and HDPE lid
- Rated for flows of 3000 gpd (11,356 lpd)
- Available in heights of 129 inches and 160 inches; height adjustment can be performed in the field

E/One requires that the Uni-Lateral, E/One’s own stainless steel check valve, be installed between the grinder pump station and the street main for added protection against backflow.

Operational Information

Motors

1 hp, 1,725 rpm, high torque, capacitor start, thermally protected, 240V, 60 Hz, 1 phase

Inlet Connections

4-inch inlet grommet standard for DWV pipe. Other inlet configurations available from the factory.

Discharge Connections

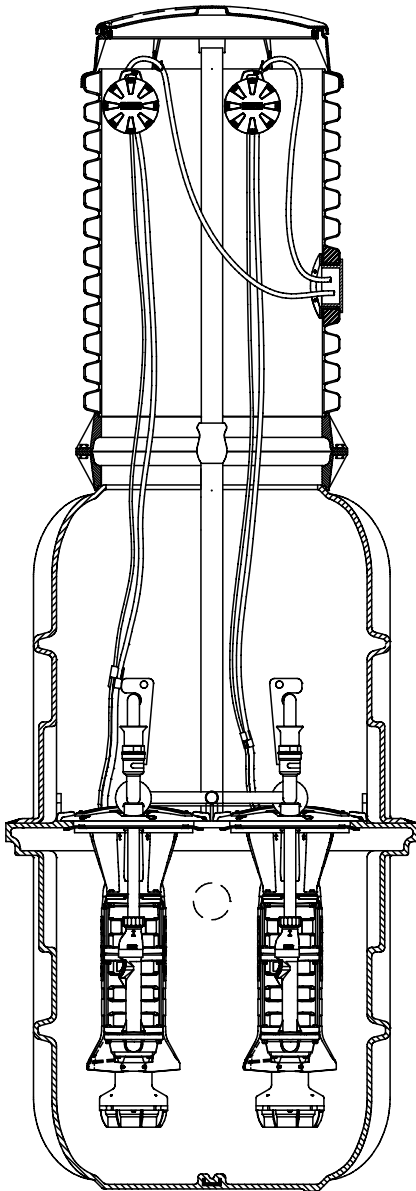
Pump discharge terminates in 1.25-inch female solvent weld fitting; threaded adapter is supplied and discharge can easily be adapted to 1.25-inch NPT.

Discharge (per pump)

15 gpm at 0 psig (0.95 lps at 0 m)

11 gpm at 40 psig (0.69 lps at 28 m)

7.8 gpm at 80 psig (0.49 lps at 56 m)

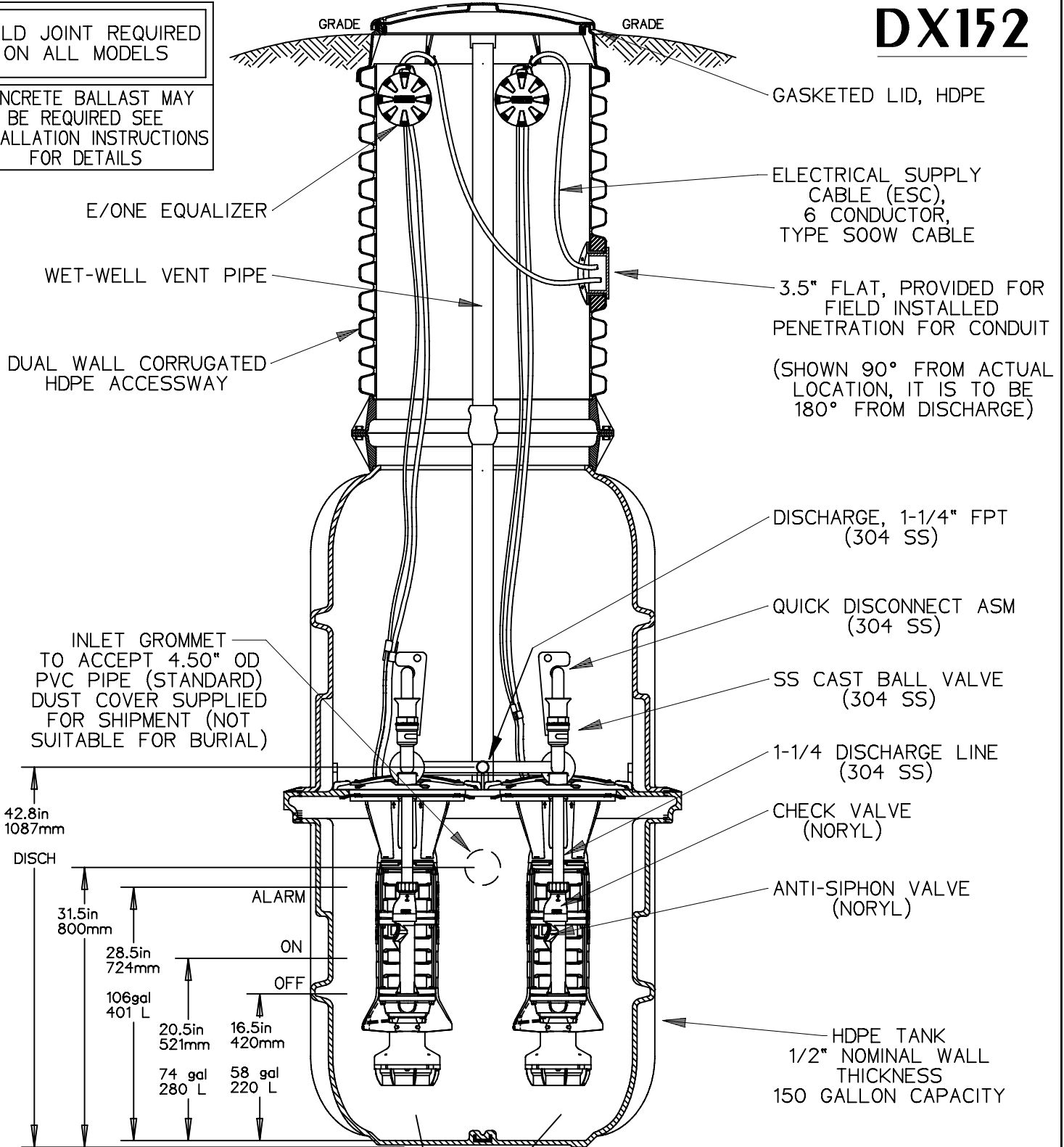


US & foreign patents issued and pending

DX152

FIELD JOINT REQUIRED
ON ALL MODELS

CONCRETE BALLAST MAY
BE REQUIRED SEE
INSTALLATION INSTRUCTIONS
FOR DETAILS



SEMI-POSITIVE DISPLACEMENT TYPE PUMP
EACH DIRECTLY DRIVEN BY 1 HP MOTOR
CLASS I, DIV 1, GROUP D

NOTE:
THE PUMP ASSEMBLIES ARE LISTED BY ETL TO FACTORY MUTUAL (FM) STANDARDS FOR CLASS I, DIVISION 1, GROUP D, THE LEVEL CONTROL SYSTEM, INTEGRAL TO THE PUMP, IS INTRINSICALLY SAFE (THE STATION IS NOT PART OF THE LISTING)
- ALSO AVAILABLE APPROVED BY CSA FOR CLASS 1, DIVISION 1, GROUP D

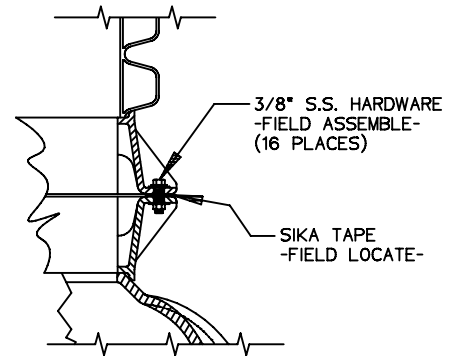
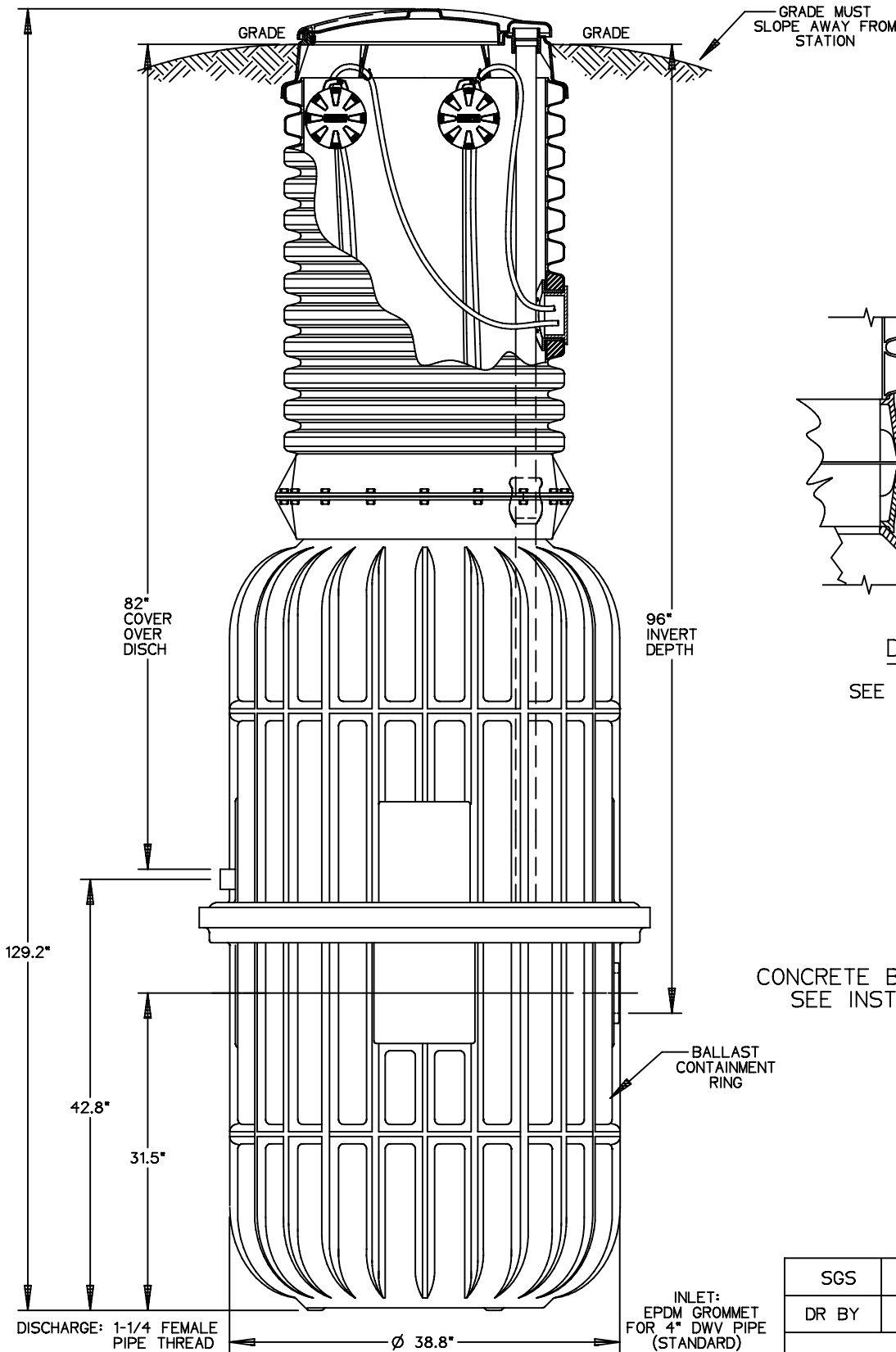
| | | | | |
|-------|-------|----------|-------|-------|
| SGS | CH | 12/02/10 | B | |
| DR BY | CHK'D | DATE | ISSUE | SCALE |



MODEL DX152, EXPLOSIONPROOF PUMP
DETAIL SHEET

NA0202P02

DX152-129



DETAIL, FIELD JOINT

SEE INSTALLATION INSTRUCTIONS FOR FURTHER DETAILS

CONCRETE BALLAST MAY BE REQUIRED SEE INSTALLATION INSTRUCTIONS FOR DETAILS

NOTE:

THE PUMP ASSEMBLIES ARE LISTED BY ETL TO FACTORY MUTUAL (FM) STANDARDS FOR CLASS I, DIVISION I, GROUP D, THE LEVEL CONTROL SYSTEM, INTEGRAL TO THE PUMP, IS INTRINSICALLY SAFE (THE STATION IS NOT PART OF THE LISTING)
-ALSO AVAILABLE APPROVED BY CSA FOR CLASS 1, DIVISION 1, GROUP D

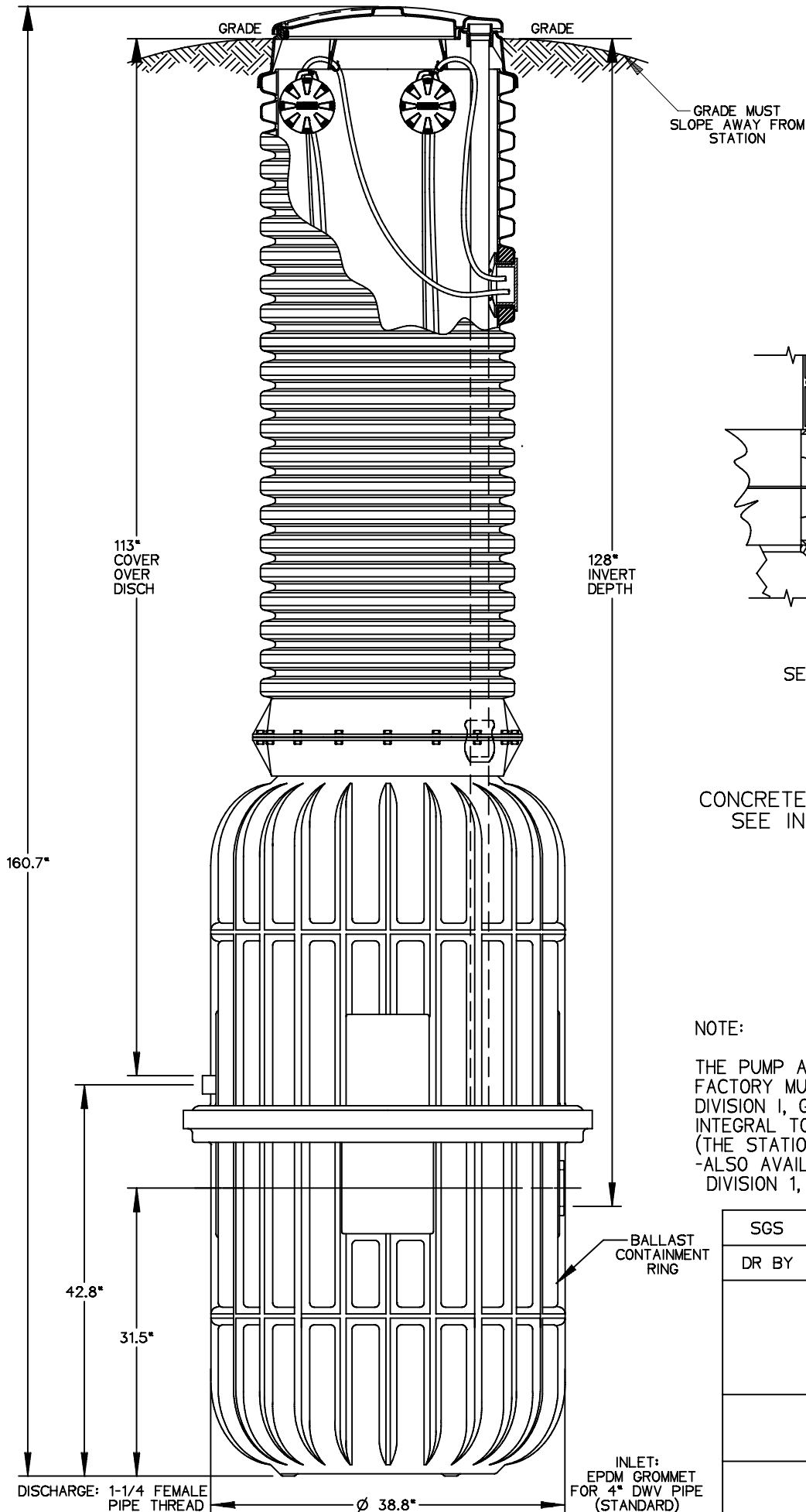
| | | | | |
|-------|-------|---------|-------|-------|
| SGS | CAH | 12/3/10 | A | 1/16 |
| DR BY | CHK'D | DATE | ISSUE | SCALE |



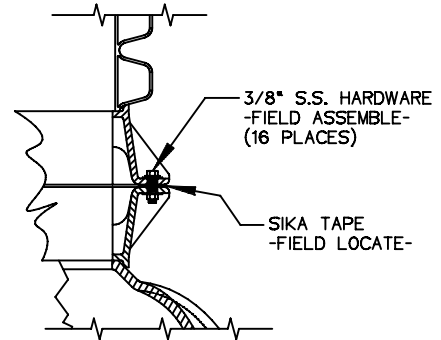
MODEL DX152-129
EXPLOSIONPROOF PUMP

NA0202P03

DX152-160



GRADE MUST SLOPE AWAY FROM STATION



DETAIL, FIELD JOINT
SEE INSTALLATION INSTRUCTIONS
FOR FURTHER DETAILS

CONCRETE BALLAST MAY BE REQUIRED
SEE INSTALLATION INSTRUCTIONS
FOR DETAILS

NOTE:

THE PUMP ASSEMBLIES ARE LISTED BY ETL TO FACTORY MUTUAL (FM) STANDARDS FOR CLASS I, DIVISION I, GROUP D, THE LEVEL CONTROL SYSTEM, INTEGRAL TO THE PUMP, IS INTRINSICALLY SAFE (THE STATION IS NOT PART OF THE LISTING) -ALSO AVAILABLE APPROVED BY CSA FOR CLASS 1, DIVISION 1, GROUP D

| | | | | |
|-------|-------|---------|-------|-------|
| SGS | CAH | 12/3/10 | A | 1/16 |
| DR BY | CHK'D | DATE | ISSUE | SCALE |



MODEL DX152-160
EXPLOSIONPROOF PUMP

NA0202P04